
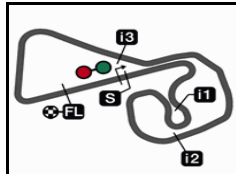


Sachsenring

Results and timing service provided by  TISSOT

NTC



3671 m.

LIQUI MOLY MOTORRAD GRAND PRIX DEUTSCHLAND

Race Nr. 1

Classification after 18 laps = 66.078 km

Pos	Rider	Nation	Team	Motorcycle	Total Time	Km/h	Gap
1	25 92 Rossi MOOR	HUN	FAIRIUM Next Generation Riders	KTM	28'08.370	140.8	
2	20 28 Kevin FARKAS	HUN	Agria Racing Team	KTM	28'08.539	140.8	0.169
3	16 20 Dustin SCHNEIDER	GER	Goblin Racing	KTM	28'08.695	140.8	0.325
4	13 44 Tibor VARGA	HUN	Forty Racing	KTM	28'08.617	140.8	0.247
5	11 10 Valentino HERRLICH	GER	Busch und Wagner Racing Team	KTM	28'08.850	140.8	0.480
6	10 77 Loris VENEMAN	NED	TeamNL Open Line	KTM	28'10.914	140.6	2.544
7	9 36 Jurrien VAN CRUGTEN	NED	BB64 Academy	KTM	28'11.027	140.6	2.657
8	8 12 Martin VINCZE	HUN	Chrobák Motorsport Egyesület	KTM	28'11.170	140.6	2.800
9	7 18 Noa CUYPERS	BEL	Junior Black Knights	KTM	28'11.375	140.6	3.005
10	6 46 Matteo MASILI	ITA	FAIRIUM Next Generation Riders	KTM	28'21.184	139.8	12.814
11	5 7 Rocco SESSLER	GER	MCA Racing	KTM	28'21.280	139.8	12.910
12	4 95 Maxime SCHMID	SWI	Team Schmid	KTM	28'21.349	139.8	12.979
13	3 57 Kilian HOLZER	AUT	HK Racing	KTM	28'22.377	139.7	14.007
14	2 29 Filip NOVOTNÝ	CZE	Brno Circuit JRT	KTM	28'22.418	139.7	14.048
15	1 15 Julius COENEN	GER	Helena und Julius Racing Team -	KTM	28'22.908	139.6	14.538
16	48 Lenox PHOMMARA	SWI	Team Phommara	KTM	28'33.282	138.8	24.912
17	41 Loris DEKKERS	BEL	Junior Black Knights	KTM	28'44.962	137.9	36.592
18	33 David SIDOROV	UKR	SP-Moto Junior Team Ukraine	KTM	28'45.030	137.8	36.660
19	19 Rio OLOFSEN	NED	TeamNL Open Line	KTM	28'53.863	137.1	45.493
20	21 Laszlo LORINC	HUN	BRR Team	KTM	28'53.978	137.1	45.608
21	53 Levin PHOMMARA	SWI	Team Phommara	KTM	29'23.197	134.9	1'14.827

Not classified

31	Delano GREVEN	NED	KNMV/DG Motorsport by MIJN VE	KTM	25'32.726	137.9	2 laps
16	Michal PROKEŠ	CZE	Brno Circuit JRT	KTM	16'04.214	137.0	8 laps

Disqualified

3	Luca GÖTTLICHER	GER	JRP Junior Academy Team	KTM			
---	-----------------	-----	-------------------------	-----	--	--	--

Race condition: Dry

Air: 33°

Humidity: 25%

Ground: 48°

Pole Position:		Jurrien VAN CRUGTEN	1'32.635	142.7 Km/h	
Fastest Lap:		Lap 11	Rossi MOOR	1'32.872	142.2 Km/h
Best Race Lap:		2021	Niklas KITZBICHLER	1'32.474	142.9 Km/h
All Time Lap Record:		2021	Jakub GURECKY	1'32.274	143.2 Km/h

17:25'00

17:38'00

17:40'49

17:42'38 Luca GÖTTLICHER

17:42'39 Luca GÖTTLICHER

17:49'39 Luca GÖTTLICHER

17:54'55 Luca GÖTTLICHER

17:57'50 Michal PROKEŠ

17:58'08 Luca GÖTTLICHER

18:08'44 Delano GREVEN

18:09'41 Tibor VARGA

SIGHTING LAP START

WARM UP LAP START

RACE START

jump start

double long lap penalty

ride through penalty - failed to comply with long lap penalty

black flag

stopped with technical issue

entered pits

stopped with technical issue

1 position penalty due to exceeding track limit on the last lap

The results are provisional until the end of the limit for protest and appeals.

Time limit for protest expires 30' after publication of the results - Time:


DORNA DATA PROCESSING TIMING SERVICE DORNA DATA PROCESSING TIMING SERVICE DORNA DATA PROCESSING TIMING SERVICE DORNA DATA PROCESSING TIMING SERVICE DORNA DATA PROCESSING TIMING SERVICE DORNA DATA PROCESSING TIMING SERVICE DORNA DATA PROCESSING TIMING SERVICE DORNA DATA PROCESSING TIMING SERVICE DORNA DATA PROCESSING TIMING SERVICE DORNA DATA PROCCESSS



Sachsenring, Saturday, June 18, 2022



Sachsenring

Results and timing service provided by  TISSOT

NTC



3671 m.

LIQUI MOLY MOTORRAD GRAND PRIX DEUTSCHLAND

Race Nr. 1

Top Speed & Average

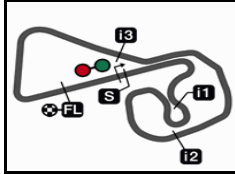


Rider	Nation	Motorcycle	Top 5 speeds					Average	Top
46 Matteo MASILI	ITA	KTM	191.8	187.8	187.1	186.8	185.5	187.8	191.8
18 Noa CUYPERS	BEL	KTM	190.8	190.8	189.8	188.8	188.4	189.5	190.8
12 Martin VINCZE	HUN	KTM	190.4	187.8	187.5	186.5	185.2	187.5	190.4
48 Lenox PHOMMARA	SWI	KTM	190.4	189.8	186.8	186.5	185.5	187.8	190.4
77 Loris VENEMAN	NED	KTM	190.1	188.4	187.8	187.8	187.1	188.2	190.1
95 Maxime SCHMID	SWI	KTM	189.8	189.1	187.8	187.5	186.5	188.1	189.8
36 Jurrrien VAN CRUGTEN	NED	KTM	189.4	189.1	188.1	186.5	184.9	187.6	189.4
20 Dustin SCHNEIDER	GER	KTM	188.1	187.5	186.2	185.8	184.6	186.1	188.1
31 Delano GREVEN	NED	KTM	188.1	187.8	183.9	183.0	182.7	185.1	188.1
57 Kilian HOLZER	AUT	KTM	188.1	188.1	187.8	187.5	186.8	187.7	188.1
10 Valentino HERRLICH	GER	KTM	187.8	187.5	185.8	184.6	183.9	185.9	187.8
15 Julius COENEN	GER	KTM	187.8	187.8	186.8	185.5	185.5	186.3	187.8
29 Filip NOVOTNÝ	CZE	KTM	187.8	186.8	186.5	185.8	185.2	186.4	187.8
7 Rocco SESSLER	GER	KTM	187.5	185.2	184.3	184.3	182.7	184.0	187.5
44 Tibor VARGA	HUN	KTM	187.1	187.1	185.8	185.5	185.5	186.2	187.1
3 Luca GÖTTLICHER	GER	KTM	185.8	184.3	184.3	184.3	183.6	184.5	185.8
33 David SIDOROV	UKR	KTM	185.8	183.6	183.6	183.6	182.4	183.8	185.8
53 Levin PHOMMARA	SWI	KTM	185.8	185.2	184.9	183.0	182.4	184.0	185.8
16 Michal PROKEŠ	CZE	KTM	184.9	182.7	180.3	179.7	178.5	181.2	184.9
19 Rio OLOFSEN	NED	KTM	184.6	183.6	182.7	182.4	181.8	183.0	184.6
28 Kevin FARKAS	HUN	KTM	184.3	183.9	183.3	182.7	182.4	183.3	184.3
21 Laszlo LORINC	HUN	KTM	183.9	183.3	182.1	180.0	179.7	181.8	183.9
92 Rossi MOOR	HUN	KTM	183.9	183.9	182.7	181.8	181.8	182.8	183.9
41 Loris DEKKERS	BEL	KTM	182.4	181.5	181.2	181.2	181.2	181.5	182.4

DORNA DATA PROCESSING TIMING SERVICE DORNA DATA PROCESSING TIMING SERVICE DORNA DATA PROCESSING TIMING SERVICE DORNA DATA PROCESSING TIMING SERVICE DORNA DATA PROCESSING TIMING SERVICE DORNA DATA PROCESSING TIMING SERVICE DORNA DATA PROCESSING TIMING SERVICE DORNA DATA PROCESSING TIMING SERVICE DORNA DATA PROCCEESSS




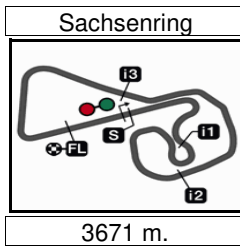
Sachsenring, Saturday, June 18, 2022



3671 m.

LIQUI MOLY MOTORRAD GRAND PRIX DEUTSCHLAND**Race Nr. 1****Fastest Laps Sequence**

<i>Lap</i>	<i>Race Time</i>	 <i>Rider</i>	<i>Nation</i>	<i>Motorcycle</i>	<i>Time</i>	<i>Km/h</i>	<i>Riders's Lap</i>
2	3'08.414	92 Rossi MOOR	HUN	KTM	1'33.844	140.8	2
2	3'08.443	10 Valentino HERRLICH	GER	KTM	1'33.562	141.2	2
2	3'08.566	12 Martin VINCZE	HUN	KTM	1'33.514	141.3	2
3	4'42.908	77 Loris VENEMAN	NED	KTM	1'33.509	141.3	3
3	4'43.025	44 Tibor VARGA	HUN	KTM	1'33.473	141.3	3
4	6'16.064	28 Kevin FARKAS	HUN	KTM	1'33.427	141.4	4
4	6'17.010	18 Noa CUYPERS	BEL	KTM	1'33.253	141.7	4
6	9'23.609	36 Jurrien VAN CRUGTEN	NED	KTM	1'33.167	141.8	6
8	12'30.589	28 Kevin FARKAS	HUN	KTM	1'33.153	141.8	8
11	17'11.774	92 Rossi MOOR	HUN	KTM	1'32.872	142.2	11



Results and timing service provided by TISSOT

NTC

LIQUI MOLY MOTORRAD GRAND PRIX DEUTSCHLAND

Race Nr. 1

Chronological Analysis of Performances

* Lap / Sector time cancelled **T1** Time from finish line to 1st intermediate **T3** Time from 2nd intermed. to 3rd intermed.
P Crossing the finish line in pit lane **T2** Time from 1st intermed. to 2nd intermed. **T4** Time from 3rd intermediate to finish line

Lap	Lap Time	T1	T2	T3	T4	Speed	Lap	Lap Time	T1	T2	T3	T4	Speed
1st 92 Rossi MOOR FAIRIUM Next Gener HUN							3	1'33.691	21.943	25.269	21.726	24.753	184.6
1	1'34.570	22.638	25.360	21.871	24.701	99.1	4	1'33.367	21.857	25.330	21.590	24.590	185.8
2	1'33.844	21.924	25.426	21.761	24.733	181.8	5	1'33.435	22.077	25.481	21.353	24.524	186.2
3	1'33.733	22.030	25.226	21.673	24.804	178.8	6	1'33.484	22.227	25.530	21.355	24.372	178.5
4	1'33.558	21.983	25.251	21.615	24.709	179.4	7	1'33.313	21.933	25.165	21.727	24.488	187.5
5	1'33.724	22.065	25.205	21.698	24.756	177.9	8	1'33.683	22.386	25.199	21.617	24.481	182.1
6	1'33.764	21.987	25.323	21.701	24.753	181.5	9	1'33.766	21.799	25.078	21.782	25.107	188.1
7	1'33.689	21.875	25.295	21.767	24.752	181.5	10	1'33.599	22.380	25.313	21.354	24.552	179.1
8	1'34.035	21.952	25.193	22.002	24.888	178.5	11	1'33.536	21.888	25.062	21.711	24.875	182.7
9	1'33.713	21.827	25.195	21.798	24.893	180.9	12	1'32.949	21.943	24.975	21.692	24.339	184.6
10	1'34.272	22.489	25.080	21.772	24.931	178.2	13	1'34.462	21.938	25.246	22.321	24.957	182.1
11	1'32.872	21.866	24.873	21.666	24.467	178.8	14	1'33.343	21.987	25.150	21.613	24.593	183.6
12	1'32.990	21.760	25.065	21.523	24.642	181.8	15	1'34.069	21.972	25.242	22.127	24.728	183.3
13	1'34.399	21.983	25.343	22.173	24.900	180.3	16	1'34.421	22.504	25.370	21.805	24.742	175.8
14	1'33.608	21.948	25.270	21.704	24.686	175.8	17	1'33.561	21.873	25.091	21.953	24.644	180.3
15	1'34.333	21.794	25.360	22.094	25.085	183.9	18	1'33.770	21.962	25.129	21.824	24.855	183.6
16	1'33.901	21.915	25.364	21.886	24.736	180.3	4th 44 Tibor VARGA Forty Racing HUN						
17	1'33.721	21.845	25.208	21.904	24.764	182.7	1	1'36.805	24.160	25.857	21.969	24.819	116.1
18	1'33.644	21.878	25.255	21.882	24.629	183.9	2	1'32.747 *	21.844	24.878	21.629 *	24.396	183.6
2nd 28 Kevin FARKAS Agria Racing Team HUN							3	1'33.473	22.145	25.351	21.635	24.342	185.5
1	1'34.574	22.552	25.390	21.851	24.781	106.1	4	1'33.455	21.913	25.564	21.477	24.501	184.9
2	1'34.391	22.085	25.339	21.782	25.185	182.4	5	1'33.424	21.962	25.332	21.595	24.535	187.1
3	1'33.672	22.109	25.385	21.561	24.617	182.7	6	1'33.536	22.004	25.244	21.535	24.753	187.1
4	1'33.427	21.820	25.098	21.631	24.878	183.9	7	1'33.786	22.046	25.443	21.699	24.598	185.8
5	1'33.408	21.875	25.124	21.680	24.729	184.3	8	1'33.528	22.086	25.237	21.676	24.529	179.1
6	1'33.762	22.097	25.253	21.683	24.729	181.2	9	1'33.881	21.871	25.256	21.795	24.959	183.3
7	1'34.202	22.367	25.441	21.775	24.619	181.8	10	1'33.875	22.205	25.168	21.835	24.667	176.7
8	1'33.153	21.583	25.076	21.995	24.499	183.3	11	1'33.547	21.791	25.224	21.913	24.619	183.6
9	1'33.857	21.770	25.194	21.931	24.962	181.5	12	1'33.269	21.842	25.108	21.620	24.699	183.3
10	1'33.375	21.839	25.128	21.799	24.609	180.6	13	1'33.923	21.873	25.281	21.931	24.838	183.0
11	1'33.560	21.911	25.259	21.752	24.638	181.8	14	1'33.955	22.410	25.393	21.808	24.344	175.3
12	1'33.413	21.818	25.191	21.679	24.725	180.6	15	1'34.022	21.993	25.232	21.841	24.956	185.5
13	1'34.264	22.065	25.285	22.196	24.718	180.9	16	1'34.046	22.087	25.428	21.708	24.823	182.4
14	1'33.540	21.911	25.265	21.767	24.597	180.9	17	1'33.552	21.738	25.199	21.889	24.726	183.3
15	1'34.410	22.119	25.273	22.140	24.878	180.3	18	1'33.793 *	21.909	25.344	21.794	24.746 *	183.9
16	1'33.798	22.135	25.319	21.868	24.476	179.4	5th 10 Valentino HERRLIC Busch und Wagner R GER						
17	1'33.748	21.886	25.223	21.947	24.692	180.3	1	1'34.881	22.833	25.272	21.866	24.910	100.9
18	1'33.985	21.902	25.295	21.888	24.900	180.6	2	1'33.562	21.996	25.203	21.706	24.657	183.9
3rd 20 Dustin SCHNEIDER Goblin Racing GER							3	1'33.849	22.361	25.045	21.652	24.791	179.7
1	1'35.720	23.594	25.537	21.820	24.769	113.2	4	1'33.502 *	22.385	24.996	21.567	24.554 *	181.2
2	1'34.526	22.325	25.331	21.856	25.014	183.3	5	1'33.890	22.467	25.087	21.613	24.723	178.2
							6	1'34.051	22.073	25.168	21.650	25.160	185.8

Fastest Lap: Rossi MOOR FAIRIUM Next Gener HUN **1'32.872** 21.866 24.873 21.666 24.467

DORNA DATA PROCESSING TIMING SERVICE DORNA DATA PROCESSING TIMING SERVICE DORNA DATA PROCESSING TIMING SERVICE DORNA DATA PROCESSING TIMING SERVICE DORNA DATA PROCESSING TIMING SERVICE DORNA DATA PROCESSING TIMING SERVICE DORNA DATA PROCESSING TIMING SERVICE DORNA DATA PROCESSING TIMING SERVICE DORNA DATA PROCCEESSS



Race Nr. 1

NTC

Lap	Lap Time	T1	T2	T3	T4	Speed	Lap	Lap Time	T1	T2	T3	T4	Speed	
7	1'33.574	21.996	25.419	21.546	24.613	187.8	8th 12 Martin VINCZE Chrobák Motorsport E HUN	1	1'35.052	23.376	25.374	21.773	24.529	102.9
8	1'33.599	22.254	25.038	21.723	24.584	179.7		2	1'33.514	22.031	25.158	21.672	24.653	181.5
9	1'33.922	22.257	25.161	21.652	24.852	180.0		3	1'33.655	22.014	25.188	21.595	24.858	183.0
10	1'34.215	22.203	25.056	22.010	24.946	182.1		4	1'33.758	22.036	25.195	21.667	24.860	180.0
11	1'33.064	21.968	25.037	21.426	24.633	184.6		5	1'33.720	22.124	25.133	21.566	24.897	184.9
12	1'33.322	22.118	25.095	21.507	24.602	178.5		6	1'34.072	22.317	25.198	21.586	24.971	186.5
13	1'33.932	22.022	25.107	22.030	24.773	181.5		7	1'33.907	22.099	25.392	21.579	24.837	190.4
14	1'33.635	22.045	25.146	21.735	24.709	181.2		8	1'33.427	22.135	25.237	21.636	24.419	187.5
15	1'34.297	22.025	25.170	22.006	25.096	187.5		9	1'33.644	21.769	25.178	21.811	24.886	185.2
16	1'34.265 *	22.234	25.492	21.633	24.906*	178.2		10	1'34.165	21.906	25.250	22.039	24.970	181.2
17	1'33.665 *	22.093	25.587	21.554	24.431*	182.7		11	1'34.378	22.370	25.255	21.860	24.893	183.0
18	1'33.625	21.959	25.433	21.575	24.658	182.1		12	1'33.682	22.088	25.387	21.579	24.628	184.3
6th 77 Loris VENEMAN TeamNL Open Line NED								13	1'33.874	21.990	25.605	21.707	24.572	183.9
1	1'35.693	23.476	25.454	21.826	24.937	101.4		14	1'33.990	22.163	25.497	21.480	24.850	183.0
2	1'33.706	22.229	25.286	21.835	24.356	187.1		15	1'33.805	21.863	25.403	21.570	24.969	187.8
3	1'33.509	22.175	25.286	21.486	24.562	184.3		16	1'34.027	22.267	25.365	21.717	24.678	183.9
4	1'33.805	22.177	25.484	21.550	24.594	182.7		17	1'34.298	21.984	25.389	22.088	24.837	182.7
5	1'33.978	22.287	25.540	21.624	24.527	184.6		18	1'34.202	22.201	25.452	21.571	24.978	182.1
6	1'33.658	22.164	25.544	21.394	24.556	181.8	9th 18 Noa CUYPERS Junior Black Knights BEL							
7	1'33.819 *	22.122	25.496	21.398	24.803*	190.1	1	1'37.187	24.364	25.969	21.774	25.080	122.5	
8	1'33.963	22.324	25.439	21.281	24.919	179.1	2	1'32.864 *	21.824	25.024	21.378	24.638*	186.8	
9	1'33.235	21.807	25.469	21.296	24.663	187.8	3	1'33.706	21.984	25.302	21.767	24.653	185.8	
10	1'34.145	22.241	25.448	21.444	25.012	187.8	4	1'33.253	21.804	25.433	21.567	24.449	187.1	
11	1'33.957	21.943	25.300	21.799	24.915	188.4	5	1'33.325	21.746	25.408	21.469	24.702	188.4	
12	1'33.616 *	22.097	25.338	21.724	24.457*	183.9	6	1'33.747	22.013	25.866	21.158	24.710	187.5	
13	1'33.981	22.066	25.551	21.627	24.737	184.6	7	1'34.087 *	22.251	25.302	21.666	24.868*	188.8	
14	1'33.442	21.820	25.476	21.498	24.648	186.5	8	1'33.748	22.056	25.403	21.467	24.822	185.2	
15	1'34.140	22.070	25.434	21.524	25.112	181.5	9	1'33.523	21.670	25.254	21.628	24.971	190.8	
16	1'34.514	22.506	25.541	21.544	24.923	177.6	10	1'34.243	22.284	25.506	21.334	25.119	188.1	
17	1'33.976	22.008	25.751	21.500	24.717	185.8	11	1'34.040	21.928	25.361	21.693	25.058	190.8	
18	1'33.777	21.900	25.513	21.540	24.824	184.9	12	1'33.850	22.028	25.377	21.736	24.709	186.2	
7th 36 Jurrien VAN CRUG BB64 Academy NED							13	1'33.657	21.767	25.591	21.469	24.830	187.5	
1	1'34.944	23.070	25.434	21.590	24.850	98.0	14	1'33.667	22.088	25.418	21.483	24.678	189.8	
2	1'33.909	22.233	25.115	21.861	24.700	179.4	15	1'33.745	21.987	25.405	21.496	24.857	188.1	
3	1'33.703	22.058	25.464	21.566	24.615	184.9	16	1'34.470	22.113	25.669	21.636	25.052	180.6	
4	1'33.786	22.225	25.470	21.500	24.591	182.7	17	1'33.766	21.718	25.244	21.895	24.909	188.4	
5	1'34.100	22.202	25.382	21.890	24.626	182.7	18	1'34.497	22.442	25.428	21.547	25.080	180.3	
6	1'33.167	21.760	25.294	21.481	24.632	189.4	10th 46 Matteo MASILI FAIRIUM Next Gener ITA							
7	1'33.628	21.661	25.411	21.526	25.030	189.1	1	1'37.459	24.056	25.773	22.470	25.160	115.0	
8	1'34.228	22.436	25.273	21.910	24.609	179.7	2	1'34.077	22.097	25.342	21.609	25.029	191.8	
9	1'33.677	21.858	25.324	21.653	24.842	186.5	3	1'34.451	22.290	25.498	21.740	24.923	183.9	
10	1'34.140	22.080	25.532	21.649	24.879	184.6	4	1'33.837	22.182	25.129	21.741	24.785	187.1	
11	1'33.929	21.860	25.304	22.066	24.699	188.1	5	1'33.892	22.017	25.308	21.827	24.740	186.8	
12	1'33.672	21.979	25.527	21.579	24.587	181.8	6	1'33.915	21.916	25.324	21.847	24.828	187.8	
13	1'34.091	21.959	25.618	21.771	24.743	181.2	7	1'34.429	22.182	25.428	21.934	24.885	181.5	
14	1'33.751	22.183	25.430	21.518	24.620	183.0	8	1'34.154	22.073	25.249	22.165	24.667	182.4	
15	1'34.029	22.452	25.403	21.477	24.697	184.3	9	1'34.102	22.151	25.272	21.973	24.706	181.2	
16	1'34.299	22.516	25.617	21.505	24.661	179.1	10	1'34.488	22.094	25.592	21.923	24.879	185.5	
17	1'34.194	22.232	25.612	21.403	24.947	182.7	11	1'33.941	22.041	25.269	21.841	24.790	182.4	
18	1'33.780	22.206	25.535	21.413	24.626	180.0	12	1'34.275	22.048	25.393	21.998	24.836	180.9	

Fastest Lap: Rossi MOOR	FAIRIUM Next Gener HUN	1'32.872	21.866	24.873	21.666	24.467
--------------------------------	------------------------	----------	--------	--------	--------	--------

DORNA DATA PROCESSING TIMING SERVICE DORNA DATA PROCESSING TIMING SERVICE DORNA DATA PROCESSING TIMING SERVICE DORNA DATA PROCESSING TIMING SERVICE DORNA DATA PROCESSING TIMING SERVICE DORNA DATA PROCESSING TIMING SERVICE DORNA DATA PROCESSING TIMING SERVICE DORNA DATA PROCESSING TIMING SERVICE DORNA DATA PROCCESSS



NORTHERN TALENT CUP



Race Nr. 1

NTC

Lap	Lap Time	T1	T2	T3	T4	Speed	Lap	Lap Time	T1	T2	T3	T4	Speed
13	1'34.932	22.319	25.393	22.170	25.050	180.6	6	1'34.020	22.125	25.295	21.629	24.971	186.5
14	1'34.972	22.413	25.301	22.307	24.951	179.7	7	1'34.778	22.488	25.539	21.976	24.775	183.0
15	1'34.510	22.229	25.426	22.017	24.838	179.4	8	1'34.066	22.112	25.428	21.575	24.951	186.8
16	1'34.520	22.139	25.511	22.077	24.793	180.6	9	1'34.209	22.280	25.372	21.716	24.841	186.2
17	1'34.797	22.174	25.441	22.193	24.989	181.5	10	1'35.279	22.124	25.608	22.514	25.033	187.5
18	1'34.433	22.245	25.366	22.019	24.803	180.6	11	1'34.033	21.990	25.633	21.807	24.603	188.1

11th 7 Rocco SESSLER MCA Racing GER

1	1'37.647	24.318	25.859	22.177	25.293	110.4
2	1'33.964	22.080	25.394	21.525	24.965	187.5
3	1'34.090	22.012	25.618	21.639	24.821	184.3
4	1'33.811	22.046	25.356	21.711	24.698	181.8
5	1'33.885	22.155	25.436	21.652	24.642	180.9
6	1'34.410	22.393	25.414	21.655	24.948	180.3
7	1'34.339	22.147	25.679	21.701	24.812	182.7
8	1'34.169	22.134	25.335	21.802	24.898	182.7
9	1'34.358	22.457	25.409	21.608	24.884	182.1
10	1'35.079	22.127	25.712	22.377	24.863	182.7
11	1'33.720	21.859	25.518	21.682	24.661	185.2
12	1'33.901	22.064	25.497	21.684	24.656	182.7
13	1'34.738	22.305	25.561	21.838	25.034	184.3
14	1'35.288	22.841	25.600	21.683	25.164	178.8
15	1'34.862	22.648	25.639	21.653	24.922	182.4
16	1'34.266	22.258	25.398	21.525	25.085	181.5
17	1'34.526	22.258	25.624	21.719	24.925	180.6
18	1'34.227	22.351	25.331	21.749	24.796	179.7

12th 95 Maxime SCHMID Team Schmid SWI

1	1'37.347	23.926	25.851	22.046	25.524	111.9
2	1'34.406	21.945	25.370	21.747	25.344	189.8
3	1'34.606	22.644	25.405	21.703	24.854	181.5
4	1'33.792	22.178	25.326	21.584	24.704	187.5
5	1'34.058	22.073	25.441	21.630	24.914	186.5
6	1'34.058	22.239	25.346	21.522	24.951	184.9
7	1'34.172	21.926	25.734	21.711	24.801	184.6
8	1'34.189	22.187	25.460	21.756	24.786	183.9
9	1'34.294	22.325	25.346	21.671	24.952	183.3
10	1'35.185	22.170	25.569	22.584	24.862	189.1
11	1'34.430	22.231	25.837	21.853	24.509	187.8
12	1'33.782	22.241	25.241	21.528	24.772	179.7
13	1'34.078	22.151	25.288	21.772	24.867	181.8
14	1'34.886	22.072	25.326	22.113	25.375	184.9
15	1'34.614	22.594	25.322	21.874	24.824	178.5
16	1'34.225	21.869	25.467	22.039	24.850	183.3
17	1'34.771	21.835	25.566	22.302	25.068	183.3
18	1'34.456	21.939	25.390	22.049	25.078	182.7

13th 57 Kilian HOLZER HK Racing AUT

1	1'38.121	25.078	26.283	22.080	24.680	117.0
2	1'34.023	22.149	25.599	21.731	24.544	188.1
3	1'34.496	22.417	25.434	21.663	24.982	185.5
4	1'33.931	22.180	25.237	21.549	24.965	187.8
5	1'33.531	22.046	25.220	21.610	24.655	185.2

14th 29 Filip NOVOTNÝ Brno Circuit JRT CZE

1	1'37.498	24.673	25.957	21.898	24.970	115.6
2	1'34.167 *	22.449	25.498	21.421 *	24.799	187.8
3	1'34.522	22.549	25.355	21.674	24.944	181.2
4	1'33.734	22.211	25.307	21.496	24.720	182.7
5	1'33.651	22.154	25.373	21.595	24.529	186.8
6	1'34.312	22.359	25.377	21.713	24.863	179.7
7	1'34.798	22.544	25.576	21.931	24.747	179.7
8	1'34.057	22.088	25.512	21.632	24.825	183.6
9	1'34.048	22.355	25.421	21.502	24.770	183.6
10	1'35.039	22.158	25.639	22.209	25.033	186.5
11	1'33.754	21.918	25.457	21.829	24.550	185.8
12	1'33.924	22.179	25.327	21.856	24.562	183.3
13	1'34.569	21.996	25.390	22.114	25.069	185.2
14	1'35.104	22.546	25.364	22.021	25.173	177.9
15	1'34.507	22.404	25.375	21.955	24.773	177.6
16	1'34.693	22.225	25.443	21.987	25.038	179.7
17	1'34.600	22.070	25.278	22.168	25.084	183.9
18	1'35.441	22.239	25.430	22.838	24.934	180.6

15th 15 Julius COENEN Helena und Julius Ra GER

1	1'37.694	24.570	25.992	22.016	25.116	120.2
2	1'34.124	22.143	25.450	21.462	25.069	187.8
3	1'34.269	22.161	25.521	21.629	24.958	184.3
4	1'33.624	21.916	25.210	21.695	24.803	185.5
5	1'33.816	21.792	25.491	21.715	24.818	187.8
6	1'34.195	21.870	25.498	21.808	25.019	185.5
7	1'34.616	21.962	26.144	21.672	24.838	181.5
8	1'34.173	22.132	25.482	21.700	24.859	186.8
9	1'34.055	22.100	25.306	21.777	24.872	185.5
10	1'35.041	22.065	25.748	22.348	24.880	185.5
11	1'34.339	22.390	25.434	21.772	24.743	182.7
12	1'34.471	22.062	25.627	21.613	25.169	183.3
13	1'34.336	22.313	25.496	21.596	24.931	183.6
14	1'34.946	22.393	25.753	21.669	25.131	181.5
15	1'34.947	22.557	25.793	21.647	24.950	183.0
16	1'34.400	22.174	25.586	21.754	24.886	180.6
17	1'34.849	22.175	25.823	21.930	24.921	183.3
18	1'35.013	22.164	25.699	22.121	25.029	180.0

Fastest Lap: Rossi MOOR FAIRIUM Next Gener HUN **1'32.872** 21.866 24.873 21.666 24.467

DORNA DATA PROCESSING TIMING SERVICE DORNA DATA PROCESSING TIMING SERVICE DORNA DATA PROCESSING TIMING SERVICE DORNA DATA PROCESSING TIMING SERVICE DORNA DATA PROCESSING TIMING SERVICE DORNA DATA PROCESSING TIMING SERVICE DORNA DATA PROCESSING TIMING SERVICE DORNA DATA PROCCEESSS

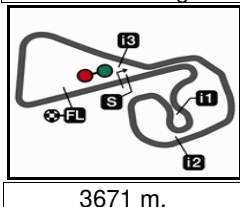


Race Nr. 1**NTC**

Lap	Lap Time	T1	T2	T3	T4	Speed	Lap	Lap Time	T1	T2	T3	T4	Speed
16th 48	Lenoxx PHOMMAR Team Phommara SWI						13	1'35.470	22.416	25.769	22.307	24.978	179.4
1	1'35.462	23.249	25.445	21.935	24.833	109.7	14	1'35.361	22.244	25.832	22.160	25.125	179.1
2	1'34.160	22.276	25.345	21.932	24.607	184.9	15	1'35.478	22.420	25.713	22.171	25.174	179.4
3	1'33.669 *	22.200	25.483	21.556	24.430*	186.8	16	1'34.737	22.374	25.600	21.933	24.830	180.0
4	1'33.844	22.055	25.682	21.612	24.495	186.5	17	1'35.952	22.333	25.899	22.312	25.408	183.6
5	1'33.819	22.119	25.619	21.584	24.497	189.8	18	1'35.966 *	22.372	25.823	22.280	25.491*	179.1
6	1'34.315	22.234	25.576	21.836	24.669	185.5	19th 19 Rio OLOFSEN TeamNL Open Line NED						
7	1'34.737	21.931	25.885	22.124	24.797	184.3	1	1'38.967	25.571	26.191	22.141	25.064	124.5
8	1'34.624	22.130	25.704	21.935	24.855	181.5	2	1'34.741	22.252	25.699	21.948	24.842	183.6
9	1'35.303	22.251	25.648	22.324	25.080	181.5	3	1'35.786	22.211	25.822	22.351	25.402	182.7
10	1'36.272	22.307	26.060	23.030	24.875	180.3	4	1'36.075	22.292	26.115	22.479	25.189	180.3
11	1'34.528	21.995	25.793	21.882	24.858	190.4	5	1'36.984	22.445	26.209	22.646	25.684	178.2
12	1'35.459	22.223	25.954	22.293	24.989	184.9	6	1'36.297	22.288	26.206	22.502	25.301	180.6
13	1'35.577	22.145	26.143	22.300	24.989	182.1	7	1'36.774	22.741	26.448	22.277	25.308	176.7
14	1'36.294	22.566	26.223	22.415	25.090	178.8	8	1'36.525	22.249	26.074	22.394	25.808	182.4
15	1'35.518	22.146	25.815	22.416	25.141	180.9	9	1'36.139	22.421	25.856	22.564	25.298	180.6
16	1'36.858	22.573	26.342	22.486	25.457	180.0	10	1'36.423	22.210	25.918	22.309	25.986	180.9
17	1'37.084	22.595	26.416	22.434	25.639	180.9	11	1'35.905	22.398	25.857	22.374	25.276	184.6
18	1'35.759	22.255	25.806	22.165	25.533	179.1	12	1'35.799	22.317	25.936	22.134	25.412	181.5
17th 41 Loris DEKKERS Junior Black Knights BEL						13	1'36.298	22.334	26.062	22.398	25.504	181.5	
1	1'38.567	25.418	26.119	22.053	24.977	120.5	14	1'36.483	22.392	26.029	22.578	25.484	180.6
2	1'34.613	22.456	25.556	21.711	24.890	182.4	15	1'36.056	22.417	25.874	22.391	25.374	181.8
3	1'34.466	22.357	25.301	21.887	24.921	181.2	16	1'36.366	22.378	26.185	22.399	25.404	181.5
4	1'35.168	22.500	25.592	22.108	24.968	180.6	17	1'36.354	22.548	26.088	22.343	25.375	180.6
5	1'34.944	22.388	25.456	22.079	25.021	179.1	18	1'35.891	22.404	25.961	22.233	25.293	181.2
6	1'35.005	22.426	25.513	21.896	25.170	178.2	20th 21 Laszlo LORINC BRR Team HUN						
7	1'35.392	22.597	25.701	22.004	25.090	176.7	1	1'40.200	25.883	26.782	22.359	25.176	124.7
8	1'35.698	22.218	25.786	22.514	25.180	181.2	2	1'36.331	22.669	26.021	22.300	25.341	183.9
9	1'35.682	22.498	25.567	22.310	25.307	176.1	3	1'36.388	22.570	25.928	22.564	25.326	180.0
10	1'36.160	22.878	26.077	21.927	25.278	179.4	4	1'36.426	22.402	26.004	22.606	25.414	178.8
11	1'35.782	22.280	25.934	22.485	25.083	181.2	5	1'36.005	22.352	25.782	22.621	25.250	179.1
12	1'35.630	22.407	25.873	22.418	24.932	181.5	6	1'36.397	22.546	25.962	22.615	25.274	179.1
13	1'36.859	22.817	26.036	22.909	25.097	177.3	7	1'35.946	22.499	25.727	22.594	25.126	178.8
14	1'36.388	22.757	26.170	22.296	25.165	177.9	8	1'35.500	22.218	25.709	22.414	25.159	178.8
15	1'36.462	22.675	26.237	22.313	25.237	179.4	9	1'35.382	22.277	25.466	22.184	25.455	179.7
16	1'35.734	22.675	25.696	22.293	25.070	175.0	10	1'36.027	22.293	25.846	22.227	25.661	183.3
17	1'36.460	22.543	25.907	22.477	25.533	176.7	11	1'35.842	22.199	25.890	22.509	25.244	182.1
18	1'35.952	22.738	25.672	22.178	25.364	176.4	12	1'35.760	22.236	25.689	22.580	25.255	178.2
18th 33 David SIDOROV SP-Moto Junior Team UKR						13	1'36.243	22.394	25.829	22.706	25.314	177.3	
1	1'39.202	25.371	26.755	22.288	24.788	127.2	14	1'36.563	22.474	26.065	22.647	25.377	176.7
2	1'34.972	22.355	25.679	21.985	24.953	185.8	15	1'36.042	22.411	25.801	22.554	25.276	177.0
3	1'35.398	22.428	25.575	22.136	25.259	182.4	16	1'36.399	22.426	25.945	22.699	25.329	176.7
4	1'36.139	22.374	26.155	22.606	25.004	183.6	17	1'36.326	22.552	25.905	22.611	25.258	177.0
5	1'36.902	22.647	26.060	22.612	25.583	183.6	18	1'36.201	22.399	25.776	22.590	25.436	177.0
6	1'36.339	22.556	26.064	22.464	25.255	178.8	21st 53 Levin PHOMMARA Team Phommara SWI						
7	1'35.766	22.350	25.896	22.246	25.274	180.6	1	1'39.808	25.249	26.814	22.315	25.430	131.8
8	1'35.471	22.337	25.766	22.276	25.092	179.1	2	1'36.791	22.698	26.183	22.368	25.542	185.2
9	1'35.688	22.245	25.840	22.353	25.250	179.7	3	1'36.685	22.660	26.252	22.523	25.250	184.9
10	1'35.476	22.426	25.693	22.130	25.227	179.1	4	1'36.872	22.654	26.242	22.495	25.481	185.8
11	1'35.419	22.337	25.727	22.159	25.196	180.0	5	1'36.762	22.648	26.258	22.474	25.382	183.0
12	1'35.294	22.330	25.735	22.241	24.988	179.7	Fastest Lap: Rossi MOOR FAIRIUM Next Gen HUN 1'32.872 21.866 24.873 21.666 24.467						

DORNA DATA PROCESSING TIMING SERVICE DORNA DATA PROCESSING TIMING SERVICE DORNA DATA PROCESSING TIMING SERVICE DORNA DATA PROCESSING TIMING SERVICE DORNA DATA PROCESSING TIMING SERVICE DORNA DATA PROCESSING TIMING SERVICE DORNA DATA PROCESSING TIMING SERVICE DORNA DATA PROCCEESSS





LIQUI MOLY MOTORRAD GRAND PRIX DEUTSCHLAND

Official Starting Grid

3671 m. Race : 18 laps = 66.078 km



1	1 1'32.635 36 Jurrien VAN CRUGTEN KTM	2 1'32.665 10 Valentino HERRLICH KTM	3 1'32.672 92 Rossi MOOR KTM
2	4 1'32.734 77 Loris VENEMAN KTM	5 1'32.735 12 Martin VINCZE KTM	6 1'32.758 28 Kevin FARKAS KTM
3	7 1'32.922 3 Luca GÖTTLICHER KTM	8 1'32.972 48 Lenox PHOMMARA KTM	9 1'33.010 95 Maxime SCHMID KTM
4	10 1'33.060 7 Rocco SESSLER KTM	11 1'33.064 46 Matteo MASILI KTM	12 1'33.175 20 Dustin SCHNEIDER KTM
5	13 1'33.206 44 Tibor VARGA KTM	14 1'33.371 29 Filip NOVOTNÝ KTM	15 1'33.407 57 Kilian HOLZER KTM
6	16 1'33.493 15 Julius COENEN KTM	17 1'33.580 18 Noa CUYPERS KTM	18 1'34.381 31 Delano GREVEN KTM
7	19 1'34.481 41 Loris DEKKERS KTM	20 1'34.488 16 Michal PROKEŠ KTM	21 1'34.564 33 David SIDOROV KTM
8	22 1'34.868 21 Laszlo LORINC KTM	23 1'35.069 19 Rio OLOFSEN KTM	24 1'36.342 53 Levin PHOMMARA KTM


The results are provisional until the end of the limit for protest and appeals and until the ratification of the Event Management Committee.

Time limit for protest expires 60' at the latest after publication of the results - Time:

DORNA DATA PROCESSING TIMING SERVICE DORNA DATA PROCESSING TIMING SERVICE DORNA DATA PROCESSING TIMING SERVICE DORNA DATA PROCESSING TIMING SERVICE DORNA DATA PROCESSING TIMING SERVICE DORNA DATA PROCESSING TIMING SERVICE DORNA DATA PROCESSING TIMING SERVICE DORNA DATA PROCESSING




Sachsenring

Results and timing service provided by  TISSOT

3671 m.

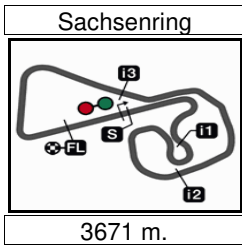
LIQUI MOLY MOTORRAD GRAND PRIX DEUTSCHLAND**Race Nr. 1****Fastest Lap of Each Rider****NTC**

		Rider	Nation	Team	Motorcycle	Time	Lap Total	Gap
1	92	Rossi MOOR	HUN	FAIRIUM Next Generation Riders Te	KTM	1'32.872	11 18	
2	20	Dustin SCHNEIDER	GER	Goblin Racing	KTM	1'32.949	12 18	0.077 0.077
3	10	Valentino HERRLICH	GER	Busch und Wagner Racing Team	KTM	1'33.064	11 18	0.192 0.115
4	28	Kevin FARKAS	HUN	Agria Racing Team	KTM	1'33.153	8 18	0.281 0.089
5	36	Jurrien VAN CRUGTEN	NED	BB64 Academy	KTM	1'33.167	6 18	0.295 0.014
6	77	Loris VENEMAN	NED	TeamNL Open Line	KTM	1'33.235	9 18	0.363 0.068
7	18	Noa CUYPERS	BEL	Junior Black Knights	KTM	1'33.253	4 18	0.381 0.018
8	44	Tibor VARGA	HUN	Forty Racing	KTM	1'33.269	12 18	0.397 0.016
9	3	Luca GÖTTLICHER	GER	JRP Junior Academy Team	KTM	1'33.298	6 11	0.426 0.029
10	12	Martin VINCZE	HUN	Chrobák Motorsport Egyesület	KTM	1'33.427	8 18	0.555 0.129
11	57	Kilian HOLZER	AUT	HK Racing	KTM	1'33.531	5 18	0.659 0.104
12	15	Julius COENEN	GER	Helena und Julius Racing Team - H	KTM	1'33.624	4 18	0.752 0.093
13	29	Filip NOVOTNÝ	CZE	Brno Circuit JRT	KTM	1'33.651	5 18	0.779 0.027
14	7	Rocco SESSLER	GER	MCA Racing	KTM	1'33.720	11 18	0.848 0.069
15	95	Maxime SCHMID	SWI	Team Schmid	KTM	1'33.782	12 18	0.910 0.062
16	48	Lenox PHOMMARA	SWI	Team Phommara	KTM	1'33.819	5 18	0.947 0.037
17	46	Matteo MASILI	ITA	FAIRIUM Next Generation Riders Te	KTM	1'33.837	4 18	0.965 0.018
18	31	Delano GREVEN	NED	KNMV/DG Motorsport by MIJN VER	KTM	1'34.309	3 16	1.437 0.472
19	41	Loris DEKKERS	BEL	Junior Black Knights	KTM	1'34.466	3 18	1.594 0.157
20	33	David SIDOROV	UKR	SP-Moto Junior Team Ukraine	KTM	1'34.737	16 18	1.865 0.271
21	19	Rio OLOFSEN	NED	TeamNL Open Line	KTM	1'34.741	2 18	1.869 0.004
22	16	Michal PROKEŠ	CZE	Brno Circuit JRT	KTM	1'35.014	2 10	2.142 0.273
23	21	Laszlo LORINC	HUN	BRR Team	KTM	1'35.382	9 18	2.510 0.368
24	53	Levin PHOMMARA	SWI	Team Phommara	KTM	1'36.685	3 18	3.813 1.303

DORNA DATA PROCESSING TIMING SERVICE DORNA DATA PROCESSING TIMING SERVICE DORNA DATA PROCESSING TIMING SERVICE DORNA DATA PROCESSING TIMING SERVICE DORNA DATA PROCESSING TIMING SERVICE DORNA DATA PROCESSING TIMING SERVICE DORNA DATA PROCESSING TIMING SERVICE DORNA DATA PROCESSING TIMING SERVICE DORNA DATA PROCEESSS

**NORTHERN TALENT CUP**

Sachsenring, Saturday, June 18, 2022



LIQUI MOLY MOTORRAD GRAND PRIX DEUTSCHLAND

**Race Nr. 1
Analysis by Lap**

Num Lap Time Gap

<u>Lap 1</u>		44	1'33.473	0.878	46	1'33.892	4.287	21	1'35.946	20.811	12	1'34.165	1.093	
92	1'34.570	3	1'33.902	1.058	57	1'33.531	4.673	53	1'37.286	24.492	10	1'34.215	1.224	
28	1'34.574	0.004	48	1'33.669	1.144	95	1'34.058	4.780				36	1'34.140	1.461
10	1'34.881	0.311	18	1'33.706	1.610	31	1'35.229	7.094	<u>Lap 8</u>			77	1'34.145	1.690
36	1'34.944	0.374	20	1'33.691	1.790	41	1'34.944	8.329	28	1'33.153		3	1'34.688	1.806
12	1'35.052	0.482	7	1'34.090	3.554	16	1'36.695	12.907	44	1'33.528	0.165	18	1'34.243	1.862
48	1'35.462	0.892	46	1'34.451	3.840	19	1'36.984	13.124	10	1'33.599	0.319	46	1'34.488	6.983
3	1'35.539	0.969	15	1'34.269	3.940	33	1'36.902	13.184	92	1'34.035	0.328	15	1'35.041	7.786
7	1'35.693	1.123	29	1'34.522	4.040	21	1'36.005	15.921	12	1'33.427	0.516	7	1'35.079	7.931
20	1'35.720	1.150	95	1'34.606	4.212	53	1'36.762	17.489	20	1'33.683	0.630	29	1'35.039	8.005
44	1'36.805	2.235	57	1'34.496	4.493				36	1'34.228	0.876	95	1'35.185	8.286
18	1'37.187	2.617	31	1'34.309	4.599	<u>Lap 6</u>		3	1'33.576	1.035	48	1'36.272	8.384	
95	1'37.347	2.777	41	1'34.466	5.499	92	1'33.764	18	1'33.748	1.328	57	1'35.279	8.633	
26	1'37.459	2.889	16	1'35.237	7.194	28	1'33.762	0.041	77	1'33.963	1.542	31	1'36.144	17.757
49	1'37.498	2.928	19	1'35.786	7.347	44	1'33.536	0.247	48	1'34.624	4.041	41	1'36.160	17.874
7	1'37.647	3.077	33	1'35.398	7.425	36	1'33.167	0.416	46	1'34.154	5.625	33	1'35.476	23.532
15	1'37.694	3.124	21	1'36.388	10.772	10	1'34.051	0.542	7	1'34.169	5.726	16	1'36.103	26.393
31	1'37.880	3.310	53	1'36.685	11.137	12	1'34.072	0.578	15	1'34.173	5.922	21	1'36.027	26.781
57	1'38.121	3.551				3	1'33.298	0.760	95	1'34.189	6.039	19	1'36.423	26.890
41	1'38.567	3.997	<u>Lap 4</u>		18	1'33.747	0.889	29	1'34.057	6.150	53	1'38.655	36.253	
19	1'38.967	4.397	92	1'33.558	20	1'33.484	1.030	57	1'34.066	6.377				
16	1'39.090	4.520	10	1'33.502	0.089	77	1'33.658	1.156	41	1'35.698	13.264	<u>Lap 11</u>		
33	1'39.202	4.632	12	1'33.758	0.274	48	1'34.315	2.076	31	1'36.038	13.471	28	1'33.560	
53	1'39.808	5.238	28	1'33.427	0.359	46	1'33.915	4.438	33	1'35.471	19.600	92	1'32.872	0.393
21	1'40.200	5.630	36	1'33.786	0.637	15	1'34.195	4.529	16	1'36.476	21.285	44	1'33.547	0.676
			44	1'33.455	0.775	7	1'34.410	4.614	19	1'36.525	21.560	10	1'33.064	0.728
			77	1'33.805	1.008	29	1'34.312	4.691	21	1'35.500	22.604	20	1'33.536	0.739
			3	1'33.693	1.193	57	1'34.020	4.929	53	1'37.033	27.818	36	1'33.929	1.830
			18	1'33.253	1.305	95	1'34.058	5.074				12	1'34.378	1.911
			48	1'33.844	1.430	41	1'35.005	9.570	<u>Lap 9</u>			77	1'33.957	2.087
			20	1'33.367	1.599	31	1'36.412	9.742	92	1'33.857		18	1'34.040	2.342
			7	1'33.811	3.807	19	1'36.297	15.657	28	1'33.713	0.184	46	1'33.941	7.364
			15	1'33.624	4.006	33	1'36.339	15.759	44	1'33.881	0.189	3	1'39.702	7.948
			46	1'33.837	4.119	16	1'36.733	15.876	12	1'33.644	0.303	7	1'33.720	8.091
			29	1'33.734	4.216	21	1'36.397	18.554	10	1'33.922	0.384	29	1'33.754	8.199
			95	1'33.792	4.446	53	1'37.170	20.895	3	1'33.315	0.493	15	1'34.339	8.565
			57	1'33.931	4.866				20	1'33.766	0.539	57	1'34.033	9.106
			31	1'34.548	5.589	<u>Lap 7</u>		36	1'33.677	0.696	95	1'34.430	9.156	
			41	1'35.168	7.109	92	1'33.689	77	1'33.235	0.920	48	1'34.528	9.352	
			19	1'36.075	9.864	44	1'33.786	0.344	18	1'33.523	0.994	31	1'35.770	19.967
			16	1'36.300	9.936	36	1'33.628	0.355	48	1'35.303	5.487	41	1'35.782	20.096
			33	1'36.139	10.006	10	1'33.574	0.427	46	1'34.102	5.870	33	1'35.419	25.391
			21	1'36.426	13.640	28	1'34.202	0.554	15	1'34.055	6.120	21	1'35.842	29.063
			53	1'36.872	14.451	20	1'33.313	0.654	7	1'34.358	6.227	19	1'35.905	29.235
						12	1'33.907	0.796	29	1'34.048	6.341	53	1'39.163	41.856
			<u>Lap 5</u>		3	1'34.095	1.166	95	1'34.294	6.476				
			92	1'33.724	77	1'33.819	1.286	57	1'34.209	6.729	<u>Lap 12</u>			
			28	1'33.408	0.043	18	1'34.087	1.287	31	1'35.374	14.988	92	1'32.990	
			10	1'33.890	0.255	48	1'34.737	3.124	41	1'35.682	15.089	28	1'33.413	0.030
			12	1'33.720	0.270	46	1'34.429	5.178	33	1'35.688	21.431	20	1'32.949	0.305
			44	1'33.424	0.475	7	1'34.339	5.264	16	1'36.237	23.665	44	1'33.269	0.562
			18	1'33.325	0.906	15	1'34.616	5.456	19	1'36.139	23.842	10	1'33.322	0.667
			36	1'34.100	1.013	95	1'34.172	5.557	21	1'35.382	24.129	36	1'33.672	2.119
			3	1'33.757	1.226	29	1'34.798	5.800	53	1'37.012	30.973	12	1'33.682	2.210
			77	1'33.978	1.262	57	1'34.778	6.018				77	1'33.616	2.320
			20	1'33.435	1.310	31	1'35.087	11.140	<u>Lap 10</u>			18	1'33.850	2.809
			48	1'33.819	1.525	41	1'35.392	11.273	28	1'33.375		46	1'34.275	8.256
			7	1'33.885	3.968	33	1'35.766	17.836	44	1'33.875	0.689	7	1'33.901	8.609
			15	1'33.816	4.098	16	1'36.329	18.516	20	1'33.599	0.763	29	1'33.924	8.740
			29	1'33.651	4.143	19	1'36.774	18.742	92	1'34.272	1.081	57	1'33.745	9.468

Lapped rider

DORNA DATA PROCESSING TIMING SERVICE DORNA DATA PROCESSING TIMING SERVICE DORNA DATA PROCESSING TIMING SERVICE DORNA DATA PROCESSING TIMING SERVICE DORNA DATA PROCESSING TIMING SERVICE DORNA DATA PROCESSING TIMING SERVICE DORNA DATA PROCESSING TIMING SERVICE DORNA DATA PROCESSING



Num Lap Time Gap

95 1'33.782 9.555
15 1'34.471 9.653
48 1'35.459 11.428
31 1'35.702 22.286
41 1'35.630 22.343
33 1'35.294 27.302
21 1'35.760 31.440
19 1'35.799 31.651
53 1'38.933 47.406

95 1'34.614 10.954
57 1'35.027 11.233
7 1'34.862 11.318
15 1'34.947 11.703
48 1'35.518 16.638
41 1'36.462 29.873
31 1'36.809 30.059
33 1'35.478 31.432
21 1'36.042 38.109
19 1'36.056 38.309
53 1'38.327 1'00.605

7 1'34.227 12.910
95 1'34.456 12.979
57 1'35.111 14.007
29 1'35.441 14.048
15 1'35.013 14.538
48 1'35.759 24.912
41 1'35.952 36.592
33 1'35.966 36.660
19 1'35.891 45.493
21 1'36.201 45.608
53 1'38.651 1'14.827

Lap 13

28 1'34.264
92 1'34.399 0.105
44 1'33.923 0.191
10 1'33.932 0.305
20 1'34.462 0.473
12 1'33.874 1.790
36 1'34.091 1.916
77 1'33.981 2.007
18 1'33.657 2.172
46 1'34.932 8.894
29 1'34.569 9.015
7 1'34.738 9.053
57 1'34.071 9.245
95 1'34.078 9.339
15 1'34.336 9.695
48 1'35.577 12.711
31 1'36.408 24.400
41 1'36.859 24.908
33 1'35.470 28.478
21 1'36.243 33.389
19 1'36.298 33.655
53 1'38.794 51.906

Lap 14

28 1'33.540
92 1'33.608 0.173
20 1'33.343 0.276
10 1'33.635 0.400
44 1'33.955 0.606
77 1'33.442 1.909
36 1'33.751 2.127
12 1'33.990 2.240
18 1'33.667 2.299
46 1'34.972 10.326
57 1'34.846 10.551
29 1'35.104 10.579
95 1'34.886 10.685
7 1'35.288 10.801
15 1'34.946 11.101
48 1'36.294 15.465
31 1'36.735 27.595
41 1'36.388 27.756
33 1'35.361 30.299
21 1'36.563 36.412
19 1'36.483 36.598
53 1'38.257 56.623

Lap 15

20 1'34.069
28 1'34.410 0.065
92 1'34.333 0.161
44 1'34.022 0.283
10 1'34.297 0.352
18 1'33.745 1.699
12 1'33.805 1.700
77 1'34.140 1.704
36 1'34.029 1.811
46 1'34.510 10.491
29 1'34.507 10.741

Lap 16

28 1'33.798
92 1'33.901 0.199
44 1'34.046 0.466
20 1'34.421 0.558
10 1'34.265 0.754
12 1'34.027 1.864
36 1'34.299 2.247
18 1'34.470 2.306
77 1'34.514 2.355
46 1'34.520 11.148
95 1'34.225 11.316
57 1'34.148 11.518
29 1'34.693 11.571
7 1'34.266 11.721
15 1'34.400 12.240
48 1'36.858 19.633
41 1'35.734 31.744
31 1'35.724 31.920
33 1'34.737 32.306
21 1'36.399 40.645
19 1'36.366 40.812
53 1'38.126 1'04.868

Lap 17

28 1'33.748
92 1'33.721 0.172
44 1'33.552 0.270
20 1'33.561 0.371
10 1'33.665 0.671
18 1'33.766 2.324
12 1'34.298 2.414
77 1'33.976 2.583
36 1'34.194 2.693
46 1'34.797 12.197
95 1'34.771 12.339
29 1'34.600 12.423
7 1'34.526 12.499
57 1'34.942 12.712
15 1'34.849 13.341
48 1'37.084 22.969
41 1'36.460 34.456
33 1'35.952 34.510
21 1'36.326 43.223
19 1'36.354 43.418
53 1'38.872 1'09.992

Lap 18

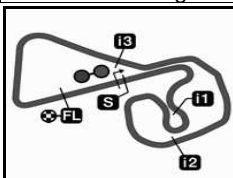
92 1'33.644
28 1'33.985 0.169
44 1'33.793 0.247
20 1'33.770 0.325
10 1'33.625 0.480
77 1'33.777 2.544
36 1'33.780 2.657
12 1'34.202 2.800
18 1'34.497 3.005
46 1'34.433 12.814

 Lapped rider

DORNA DATA PROCESSING TIMING SERVICE DORNA DATA PROCESSING TIMING SERVICE DORNA DATA PROCESSING TIMING SERVICE DORNA DATA PROCESSING TIMING SERVICE DORNA DATA PROCESSING TIMING SERVICE DORNA DATA PROCESSING TIMING SERVICE DORNA DATA PROCESSING TIMING SERVICE DORNA DATA PROCESSING TIMING SERVICE DORNA DATA PROCESSING TIMING SERVICE DORNA DATA PROCESSING



Sachsenring



3671 m.

Results and timing service provided by **TISSOT**

NTC

LIQUI MOLY MOTORRAD GRAND PRIX DEUTSCHLAND

Championship Classification

Rider	Nation	Points	FRA		OSC		GER	
			FRA	OSC	GER	GER		
1 MOOR Rossi	HUN	107	25	16	16	25	25	
2 FARKAS Kevin	HUN	69	13	25	-	11	20	
3 VENEMAN Loris	NED	64	20	20	11	3	10	
4 SCHNEIDER Dustin	GER	63	7	11	13	16	16	
5 MASILI Matteo	ITA	52	16	10	-	20	6	
6 VINCZE Martin	HUN	44	11	7	9	9	8	
7 VAN CRUGTEN Jurrien	NED	40	3	8	7	13	9	
8 HOLZER Kilian	AUT	33	-	5	20	5	3	
9 SESSLER Rocco	GER	31	6	-	10	10	5	
10 PHOMMARA Lenox	SWI	30	5	-	25	-	0	
11 CUYPERS Noa	BEL	30	10	13	-	-	7	
12 VARGA Tibor	HUN	30	8	9	-	-	13	
13 SCHMID Maxime	SWI	23	4	6	2	7	4	
14 GÖTTLICHER Luca	GER	21	9	4	-	8	-	
15 COENEN Julius	GER	17	0	2	8	6	1	
16 NOVOTNÝ Filip	CZE	12	0	3	3	4	2	
17 HERRLICH Valentino	GER	11	-	-	-	-	11	
18 SIDOROV David	UKR	7	0	0	6	1	0	
19 OLOFSEN Rio	NED	7	0	0	5	2	0	
20 LORINC Laszlo	HUN	4	0	0	4	-	0	
21 PROKEŠ Michal	CZE	2	2	-	-	-	-	
22 DEKKERS Loris	BEL	2	1	1	-	-	0	
23 PHOMMARA Levin	SWI	1	0	0	1	-	0	
24 PYLYPENKO Sviatoslav	UKR	0	-	0	-	-	-	
25 GREVEN Delano	NED	0	0	0	-	-	-	

DORNA DATA PROCESSING · TIMING SERVICE DORNA DATA PROCESSING · TIMING SERVICE DORNA DATA PROCESSING · TIMING SERVICE DORNA DATA PROCESSING · TIMING SERVICE DORNA DATA PROCESSING · TIMING SERVICE DORNA DATA PROCESSING · TIMING SERVICE DORNA DATA PROCESSING · TIMING SERVICE DORNA DATA PROCESSING · TIMING SERVICE DORNA DATA PROCESSING

